



President - Dan Vensel
Secretary - Dave Johnson

Vice President - Joe Hueler
Treasurer - Rick Ofstun



Useful Links



wunderground.com



Club Reminders

Flight Times:

- SUNDAY - 12:00 Noon until dark.
- OTHER DAYS - 10:00 A.M. until dark
- For quiet electric park flyers or unpowered aircraft only: Permitted Flying Hours - 8:00 A.M. until dark, seven days a week.

Flying Season is Upon Us. Everyone Needs to Review the Safety Guidelines.

FLIGHT LINE SAFE PRACTICES

Murrysville Area Radio Control Society

Flight Line Safety Practices for Downes Aerodrome

Prior to starting engine:

1. Current MARCS, AMA, FAA and TRUST cards shall be shown upon request.
2. East side flight line, 72 MHz place your channel pin on the board.
2.4GHz no requirement
3. West side flight line, 72MHz obtain your channel number green pin for range check and with red fly pin to fly.
2.4GHz obtain red fly pin.
4. Never fly alone
5. Wear some form of eye protection.
6. Verify that your transmitter is set on the correct model you intend to fly.
7. Check all control surfaces for free and correct direction movement...
8. Range check your radio per the manufacture's instructions, prior to first flight of the day.
9. Check the Tx and Rx batteries for flight safe voltage, each flight.
10. Verify the propeller is securely tightened, clean of foreign objects and in sound condition.
11. Verify that all control surfaces, engine, landing gear, wings, wheels and other applicable hardware are secured i.e. flight ready.

Next Monthly Meeting

When: **April 9th, 2026 @ 6:30 PM**

Where: **Monroeville Public Library**

*** Meetings held 2nd Thursday of each month ***

Engine starting:

1. Position the plane facing the runway and forward so that the revolving propeller plane will clear all other people.
2. At the flight line ends, the plane may face the runway or away from the flight line.
3. All non flying pilots and spectators should be alert and stay behind the revolving propeller plane.
4. Obtain someone to hold the plane before starting, even if behind wing barriers or tail tied.
5. Pilot to instruct the helper of how he plans to proceed.
6. NEVER reach through the propeller arc, whether the engine is running or not.
7. Placing the glow igniter should be done by the pilot and only from the rear, over, or around the potential propeller arc. Set throttle at idle or low rpm.
8. Starting should be via a starter or starting stick. Large engines may require hand starting, BE VERY CAUTIOUS.
9. Once started, maintain idle or low rpm, and move behind the revolving propeller plane before accelerating, removing the igniter and or adjusting the throttle.
10. NEVER accelerate to high rpm's while in front of or in line of the revolving propeller plane.
11. NEVER look straight into a running engines glow plug or the revolving propeller plane.
12. All throttle adjustments should be made only by the pilot while the plane is securely held by the helper before flight.
13. The flat to vertical plane position for rich or lean throttle checks should be done in a manner that the revolving propeller plane NEVER aligns with any people on the flight line or elsewhere.
14. If landing for adjustments, position plane facing away from the flight line. Throttle rechecks shall be made in same manner as above.

Flying

1. NEVER fly over the flight line.
2. Fly at an elevation and distance equal with your skills.
3. IF you need help, SHOUT for help.
4. IF you lose control or sight, SHOUT to identify the problem, so someone can help, get out of the way or all watch where it disappears.

Crossing the runway

1. If someone is flying or about to fly, stop and request permission from the pilot to cross (both directions), when completely across identify that you are now off the runway.
2. If no one is flying or about to fly, stop look and scan the runway and sky in both directions for full scale aircraft. Wait for all full scale aircraft to pass. Cross only when safe.

Comments From Your Newsletter Editor

Thanks for those contributing monthly content. Your ongoing support is greatly appreciated.

Have a new project, spend a fun day at the flying field, take some pictures, add a short description and send them along to me for publication.

Content can be sent to deeganwilliam525@gmail.com.

Auction

The Estate Committee pulls through once again.



Auction

Uncle Joe's Bergen Bench.




**Amazing
Results!
But Then...
He's Not Your
Average Joe!**



Auction

And Here Are A Few of The Workers Who Dedicated Their Time to Help With the Auction.



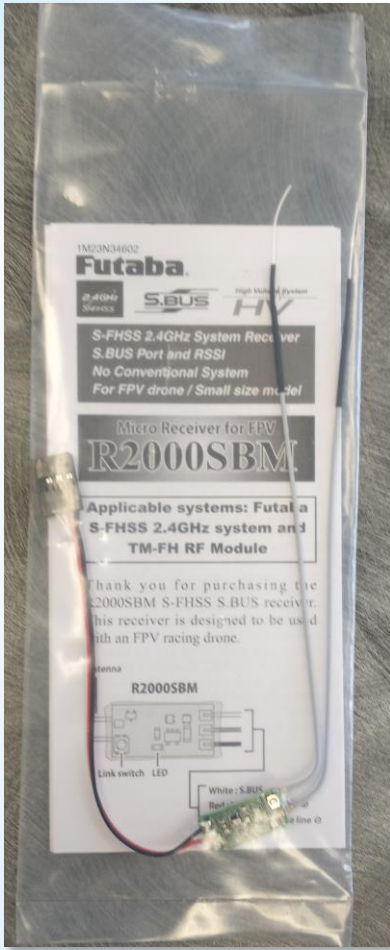
Auction

Kitchen and Vendor Tables.





Show and Tell

Here is a drone and micro receiver that Joe Dantonio, The drone has a stabilized camera.



Show and Tell cont.

Here Jerime Tickle brought in his hit-and-miss engine.



Upcoming Events

BAMS 4th Annual RC SWAP MEET AMA Sanctioned

BUY/SELL/TRADE

Saturday May 2

10:00 to 4:00

Rain Date May 4

Check our Facebook Page

<https://www.facebook.com/profile.php?id=100089244999781>



Location:

BAMS Airfield

315 Mack Road

West Sunbury, PA 16061

Admission and parking is free

Snacks and drinks will be available for purchase

**Vendor spaces available for \$10.00 in advance; \$15.00
on the day of the event**

All things RC qualify: Planes, cars, trucks, boats

Helicopters, and accessories

Limited number of tables for an additional \$2.00



Buy and fly for \$2.00 landing fee with current AMA membership

For more information or to reserve a space contact:

Mark Yandura 724 355-0714 or myandura57@gmail.com

**BUTLER AIRCRAFT MODELERS SOCIETY
3rd ANNUAL FUN FLY
June 6, 2026
9:00 AM - 3:00 PM**



Come see the recent improvements at the BAMS field, we now have a 30' x 200' paved section on the main runway and some pesky trees were removed from right approach on the main runway. A noon refreshment will be provided. No landing fee.

BAMS Field

315 Mack Road

West Sunbury, PA 16061

Tony Hallo, CD 724-953-9912

Fauquier Aero Recreation Modelers

F.A.R.M. Charity R/C Float Fly Events

AMA Sanctioned events

**Saturdays, 13 June & 26 September 2026
(Rain or Shine events)**

Open to all AMA Members
Bring the family and friends.
Fly R/C amphibians or float planes off the lake
Run R/C boats
Sail R/C sailboats



Enjoy lunch under the shaded pavilion with indoor restrooms

Date: Saturdays, 13 June and 26 September (rain or shine)

Time: 9:00 a.m. to 4:00 p.m.

\$30.00 pilot's fee (Air & Surface - Includes Lunch)

Extra lunches available for \$6.00

Raffle and 50/50 drawing with added prizes.

Help feed the Hungry! FARM will again be accepting "Non Perishable" food as well as monetary donations (\$1.00 buys \$4.00 in food) for the Fauquier Community Food Bank. (A free 50/50 ticket given to all donors.)

Participant SWAP Meet from 9:00 am until Noon (tables provided)

Location: Scenic Lake Ritchie, 5177 Lake Ritchie Road, Bealeton VA 22712

Directions: --From the North out of Warrenton on US-29 South, then on US-17 South at Opal, in 6.9 miles turn left onto 644 (Ritchie Road) at the Flying Circus sign. Follow signs for the Float Fly.

--From the South out of Fredericksburg on US-17 North, in 20.9 miles turn right onto 644 (Ritchie Road) at the Flying Circus sign. Follow signs for the Float Fly.

Google Link:

<http://maps.google.com/maps?q=38.541285,-77.714109&num=1&ll=38.54068,77.714624&sspn=0.016448,0.032144&hl=en&ie=UTF8&ll=38.540647,-77.713165&spn=0.526329,1.028595&z=10>

Questions? Contact: Nic at npb6218@earthlink.net or 540-219-9646